

Product Name
ClearPath™ Radio Control Vestibule System

(Switches available separately or included in ClearPath Kits)

Contact Information

MS SEDCO
8701 Castle Park Drive
Indianapolis, IN 46256
Phone: (317) 842-2545
Fax: (317) 849-3387
Email: custsvc@mssedco.com
www.mssedco.com

Product Description

BASIC USE
The ClearPath vestibule system provides reliable wireless sequenced activation of automatic vestibule doors.

The CP/STX and CP/STX-J receive a programming upgrade from the basic transmitters that enables them to be sequencing transmitters. They mount on the interior and exterior of the vestibule entrance and are capable of transmitting two separate signals with an

adjustable time delay between them to sequence vestibule doors one after the other from either direction.

The CP/TX-V is a dual transmitter that mounts in the vestibule between the doors allowing independent activation of each door.

Radio Control Components for the ClearPath Vestibule System (See Diagram):

Interior: 1-CP/STX (wall mount) or 1-CP/STX-J (door jamb mount) Sequencer

Inside Vestibule: 1-CP/TX-V Dual Transmitter

Exterior: 1-CP/STX (wall mount) or 1-CP/STX-J (door jamb mount) Sequencer

Interior Door Operator: 1-CP/RX Receiver

Exterior Door Operator: 1-CP/RX Receiver

**ClearPath transmitters & sequencers require push plate switches that are sold separately.*

Technical Data

- Utilizes Proprietary High Definition Radio Control™



- (HDRC™) For Unsurpassed Signal Transmission Clarity
- Three User Selectable Frequencies Available In Single Unit: HDRC™, 300 MHz, 390 MHz
- FCC License For All Three Frequencies
- SignalLock™ Guarantees Signal Transmission When Push Plate Switch Is Pressed
- Power Saving Circuitry Extends Battery Life
- Integrated Signal Radiating Antenna Boosts Signal Strength
- Vestibule Transmitters Sequence Two Doors With User Adjustable Time Delay Between Signals Of 3, 5 or 10 Seconds
- Transmitter And Battery Factory Prewired And Installed In Mounting Boxes
- Powered By Standard 9V Battery
- Temperature Range: -4 °F to 140 °F (-20 °C to 60 °C)

DIMENSIONS

See Reverse

APPLICABLE STANDARDS

American National Standards Institute (ANSI) - Building Hardware Manufacturers Association (BHMA) - ANSI/BHMA A156.10 & A156.19.

APPROVALS

FCC
US patent 7,545,833

Availability & Cost

AVAILABILITY
Available internationally from manufacturer's authorized distributors; contact MS SEDCO for the location of nearest distributor.

ClearPath™ Radio Control Vestibule System



COST

Cost information on MS SEDCO products is available from the manufacturer's authorized distributors.

Warranty

A one year warranty is available from the manufacturer covering defects in materials and workmanship. Contact MS SEDCO for details.

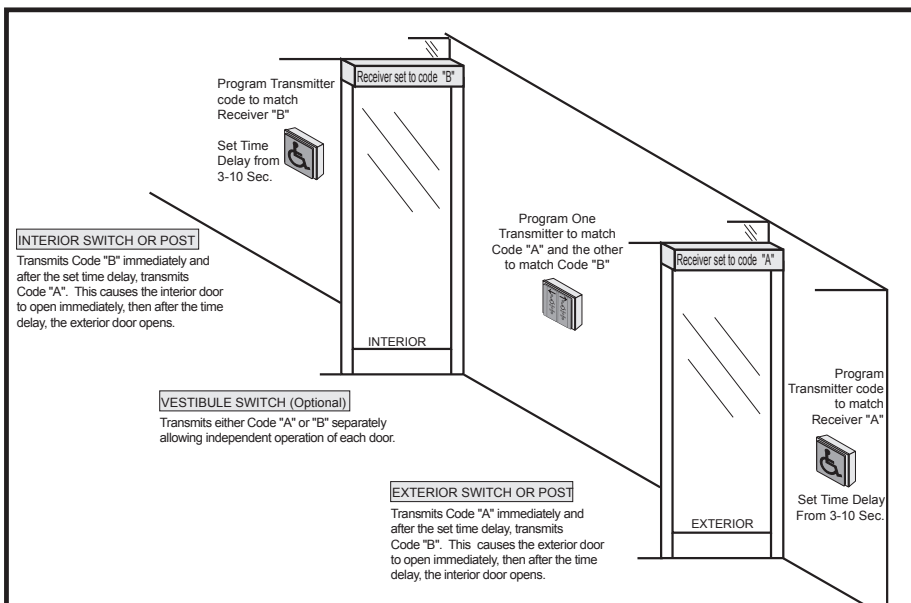
Maintenance

MS SEDCO recommends that all maintenance and adjustments be performed by an AAADM Certified Technician.

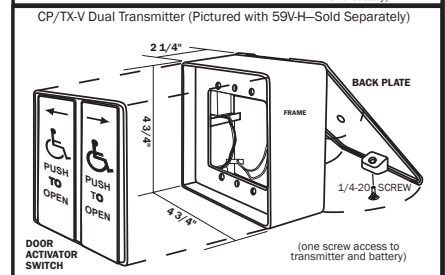
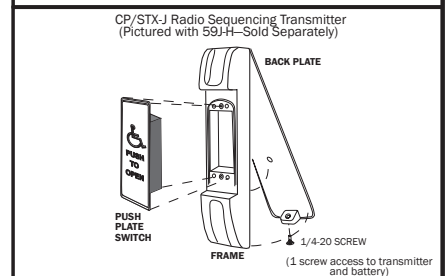
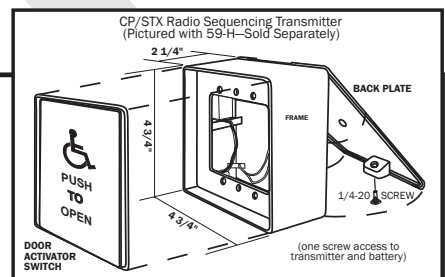
Technical Services

MS SEDCO's staff of factory trained sales and service personnel offer design assistance and technical support. Local distributors are also available to assist in selecting appropriate devices for specific uses and to provide onsite installation.

ClearPath VESTIBULE SYSTEM DIAGRAM



TRANSMITTER DIMENSIONAL DIAGRAMS



RECEIVER DIAGRAM

