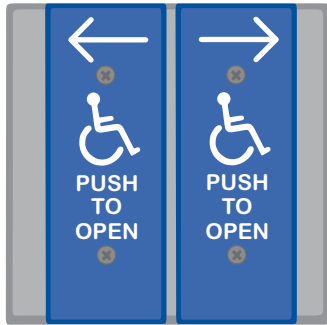
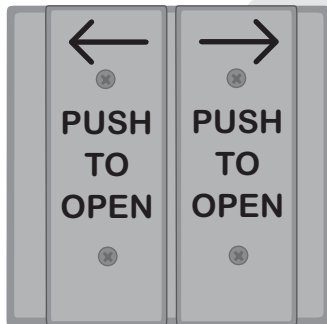




619 Series Vestibule Door Activator Switches



#619-HV (Blue Powder Coat with Engraved Legend)



#619-PV (Stainless Steel with Black Paint Filled Legend)



#619-HSSV (Stainless Steel with Blue Paint Filled Legend)

NOT SHOWN

#619-PlainV (Stainless Steel with No Legend)

Product Name

619 Series Vestibule Door Activator Switches

Manufacturer

MS Sedco
8701 Castle Park Drive
Indianapolis, IN 46256
Phone: (800) 842-2545
(317) 842-2545
Fax: (800) 849-3387
(317) 849-3387

Email: custsvc@mssedco.com
www.mssedco.com

Product Description

BASIC USE
The 619 Series vestibule switches are designed to provide reliable, activation of any pair of automatic doors from inside a building vestibule.

The 619 Series vestibule switches feature two separate face plates that will allow for independent activation of two automatic doors. Both face plates are integrated onto a single 4 1/2" x 4 1/2" formed stainless steel back plate that will fit a 2-gang electrical box or MS Sedco's optional surface mount box.

Each unit is quality built utilizing heavy gauge stainless steel, aircraft quality rivets and screws, durable finishes and the most reliable microswitch in the industry.

Technical Data

- 2-1 11/16" x 4 1/2" All Active Face Plates
• 4 1/2" x 4 1/2" Formed Stainless Steel Back Plate

- 2-UL Listed "Cherry Switch", SPDT, Mom., 15 Amp @ 125V AC
• Fits 2-gang Electrical Box or MS Sedco #1214C Surface Mounting Box
• Special Finishes: US3, US4, US10, US10B, US32
• Radio Control Versions Available

DIMENSIONS

See Reverse

APPLICABLE STANDARDS

American National Standards Institute (ANSI) - Building Hardware Manufacturers Association (BHMA) - ANSI/BHMA A156.19.

APPROVALS

UL (Cherry Switch)

Installation

The 619 Series Vestibule Switch is easy to install.

Hardwired Applications:

Mount a standard 2-gang electrical box at the desired wall location. Remove both face plates from the switch assembly. Connect the necessary signal wires to the appropriate switch contacts (COM and N.O. are standard). Secure the switch assembly to the electrical box and reattach the face plates.

Wireless Applications:

Mount a TX-708V Transmitter and surface mounting box in the desired location. Program the desired security code and connect the transmitter wire leads to the COM and N.O. switch contacts.

619 Series Vestibule Door Activator Switches

Installation (continued)

Attach the wall switch assembly to the surface box and reattach the face plates.

Custom Applications:

The 619 Series Vestibule Switch can be customized in a variety of ways. Virtually any legend can be placed on the face plate as well as custom colors or finishes. Contact the factory for pricing.

Availability & Cost

AVAILABILITY

Available internationally from manufacturer's authorized distributors; contact MS Sedco for the location of nearest distributor.

COST

Cost information on MS Sedco products is available from the manufacturer's authorized distributors.

Warranty

MS Sedco, Inc. guarantees this product to be free from manufacturing defects for three years from date of installation. Unless MS Sedco is notified of the date of installation, the warranty will be in effect for three years from the date of shipment from our factory. If, during the first three years, this product fails to operate and has not been tampered with or abused, the unit can be returned prepaid to the factory and be repaired free of charge. After three years, the unit will be repaired for a nominal service charge. **Limited warranty is in lieu of all other warranties, expressed or implied, including**

any implied warrantability of merchantability. No representative or person is authorized to assume for MS Sedco any other liability in connection with the sale of our products. All warranties are limited to the duration of this written limited warranty. In no event shall MS Sedco be liable for any special, incidental, consequential or other damage arising from any unclaimed breach of warranty as to its products or services.

Maintenance

MS Sedco recommends that all maintenance and adjustments be performed by an AAADM Certified Technician.

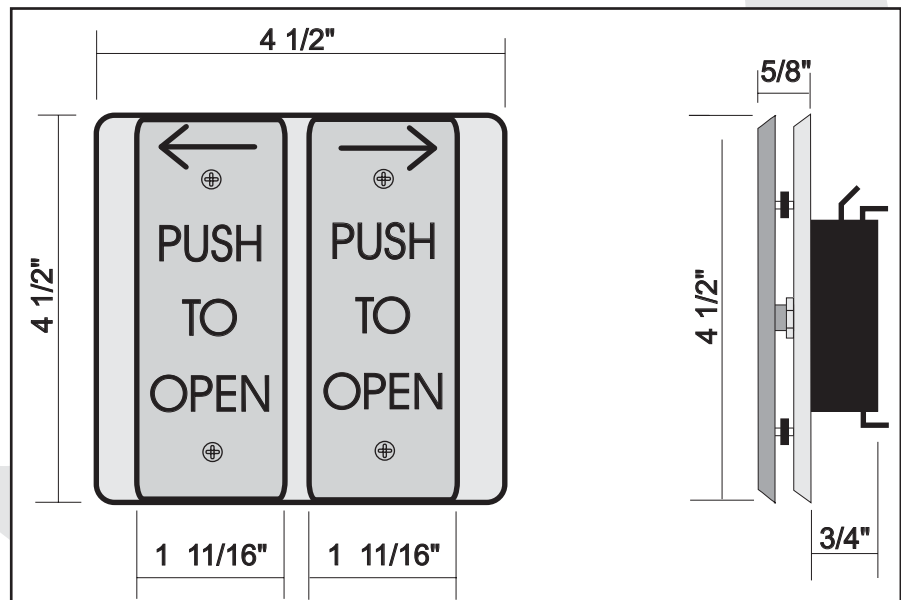
Technical Services

MS Sedco's staff of factory trained sales and service personnel offer design assistance and technical support. Local distributors are also available to assist in selecting appropriate devices for specific uses and to provide onsite installation.

Filing Systems

- Sweet's
- Additional product information is available from the manufacturer upon request.

DIMENSIONS



102003